

Socrato for Sample Student_1

Big Picture — Your Scores, Practice History, and Trends

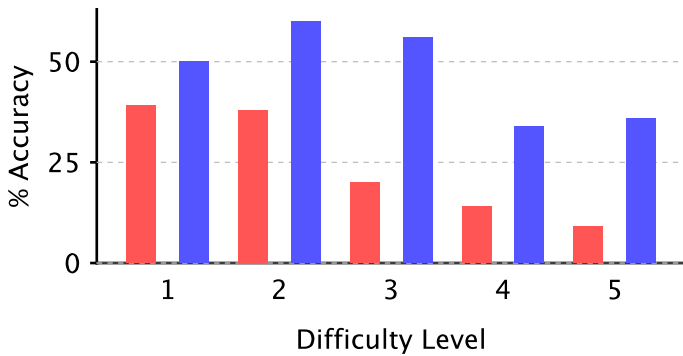
Performance Summary

	Reading	Writing & Language	Math	Essay Reading	Essay Writing	Essay Analysis	Composite	Math Composite	EBRW
	10-40	10-40	10-40	2-8	2-8	2-8	400-1600	200-800	200-800
2018-04-04	19	17	21	5	6	7	780	420	360
Points to Perfect	21	23	19	3	2	1	820	380	440

Practice Summary

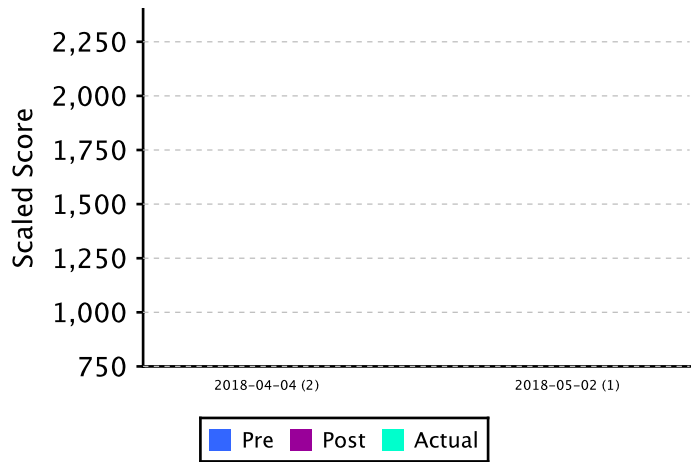
		Reading	Writing & Language	Math	Essay Reading	Essay Writing	Essay Analysis	Composite	EBRW	Math Composite
		10-40	10-40	10-40	2-8	2-8	2-8	400-1600	200-800	200-800
2018-04-04	SAT Form #4 - College Board rSAT	19	17	21	5	6	7	780	360	420
2018-05-02	SAT Form #4 - College Board rSAT	25	25	29	2	3	4	1080	500	580
Best		25	25	29	5	6	7	1080	500	580

Performance By Difficulty



■ 2018-04-04 - CollegeBoard rSAT (2016) Sample Test #4 NR
■ 2018-05-02 - CollegeBoard rSAT (2016) Sample Test #4 NR

Confidence History



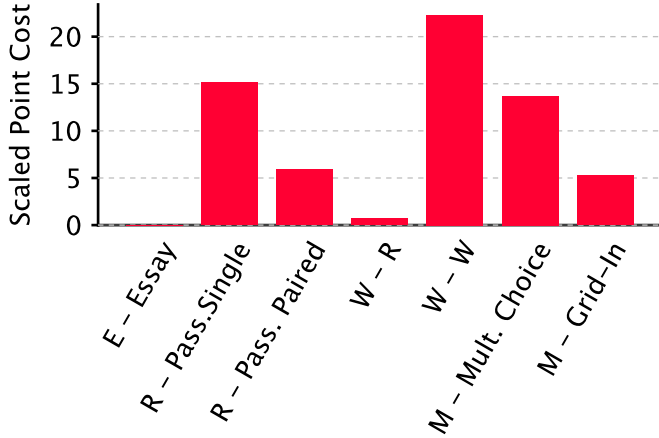
Notes

Abbreviations you may find in this report

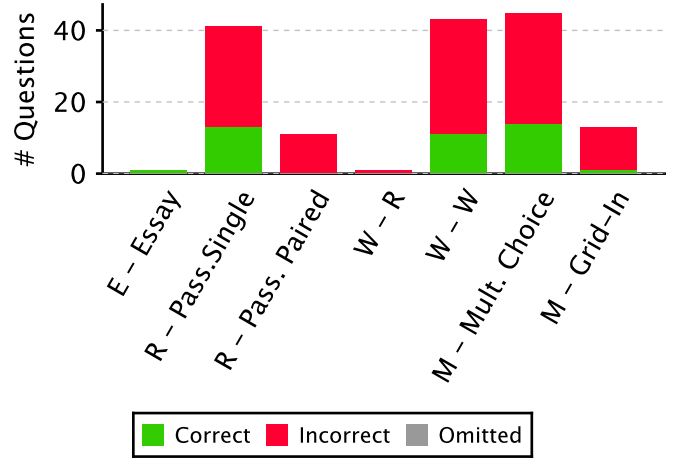
M	M - Math Calculator	M - Multi.	Math - Multiple choice
M - Grid In	Math - Grid In Student Produced Response	Math N	Math N - Math No Calculator
R	R - Reading	R - Pass.	Reading - Passage Single
R - Pass.	Reading - Passage - Paired	W	W - Writing
W - W	W - W Writing Writing	W - R	W - R Writing Rhetorical
Writi	Writi - Writing		

Current Test Analysis — rSAT (2016) CollegeBoard Sample Test #4 NR

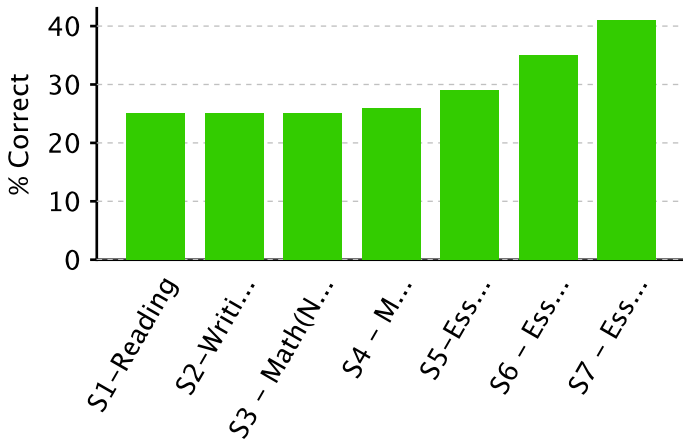
Point Cost By Question Type



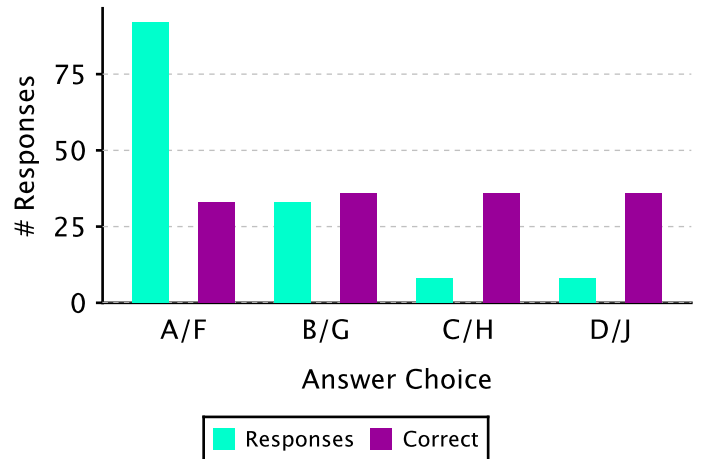
Performance By Question Type



Performance By Section



Answer Distribution



Current Test Analysis — rSAT (2016) CollegeBoard Sample Test #4 NR

Subject Area & Question Type Analysis

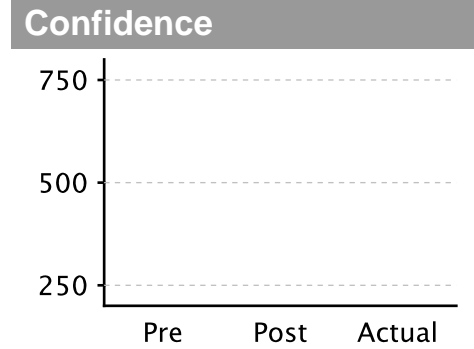
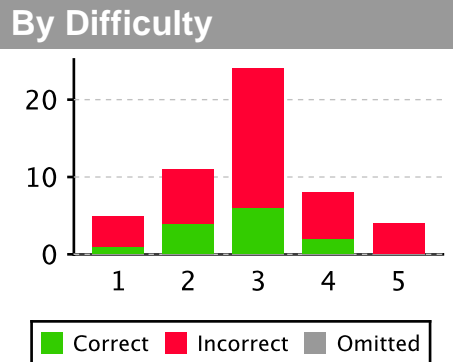
Question Type	Correct	Wrong	Omit	Total	Raw	% Correct	% Raw	Point Cost
Essay Reading	1	0	0	1	20.0			
Written Essay	1	0	0	1	20.0	29%	29%	
Reading	13	39	0	52	13.0	25%	25%	21
Reading Passage – Single	13	28	0	41	13.0	32%	32%	15.1
Reading Passage – Paired	0	11	0	11	0.0	0%	0%	5.9
Writing & Language	11	33	0	44	11.0	25%	25%	23
Reading	0	1	0	1	0.0	0%	0%	0.7
Writing	11	32	0	43	11.0	26%	26%	22.3
Math	15	43	0	58	15.0	25%	25%	19
Math multiple choice	14	31	0	45	14.0	31%	31%	13.7
Math Grid-In	1	12	0	13	1.0	8%	8%	5.3
Essay Writing	1	0	0	1	24.0			
Written Essay	1	0	0	1	24.0	35%	35%	
Essay Analysis	1	0	0	1	28.0			
Written Essay	1	0	0	1	28.0	41%	41%	

Sub-Score & Cross-Score Analysis

Question Type	Correct	Wrong	Omit	Total	Raw	% Correct	Scaled Score	max Scaled
Sub-Score Topic – Math	14	38	0	52	14.0	26%		
Heart of Algebra	7	12	0	19.0	7	37%	8	15
Problem Solving & Data Analysis	5	12	0	17.0	5	29%	6	15
Passport to Adv. Math	2	14	0	16.0	2	12%	5	15
Sub-Score Topic – Reading/Writing	20	60	0	80	20.0	25%		
Words in Context	5	13	0	18.0	5	28%	5	15
Command of Evidence	4	14	0	18.0	4	22%	4	15
Expression of Ideas	6	18	0	24.0	6	25%	5	15
Standard English Conventions	5	15	0	20.0	5	25%	5	15
Cross-Score Topic – History/Social	4	31	0	35	4.0	11%		
Analysis in History/Social studies	4	31	0	35.0	4	11%	15	40
Cross-Score Topic – Science	1	34	0	35	1.0	2%		
Analysis in Science	1	34	0	35.0	1	3%	11	40

Section Summary — Reading

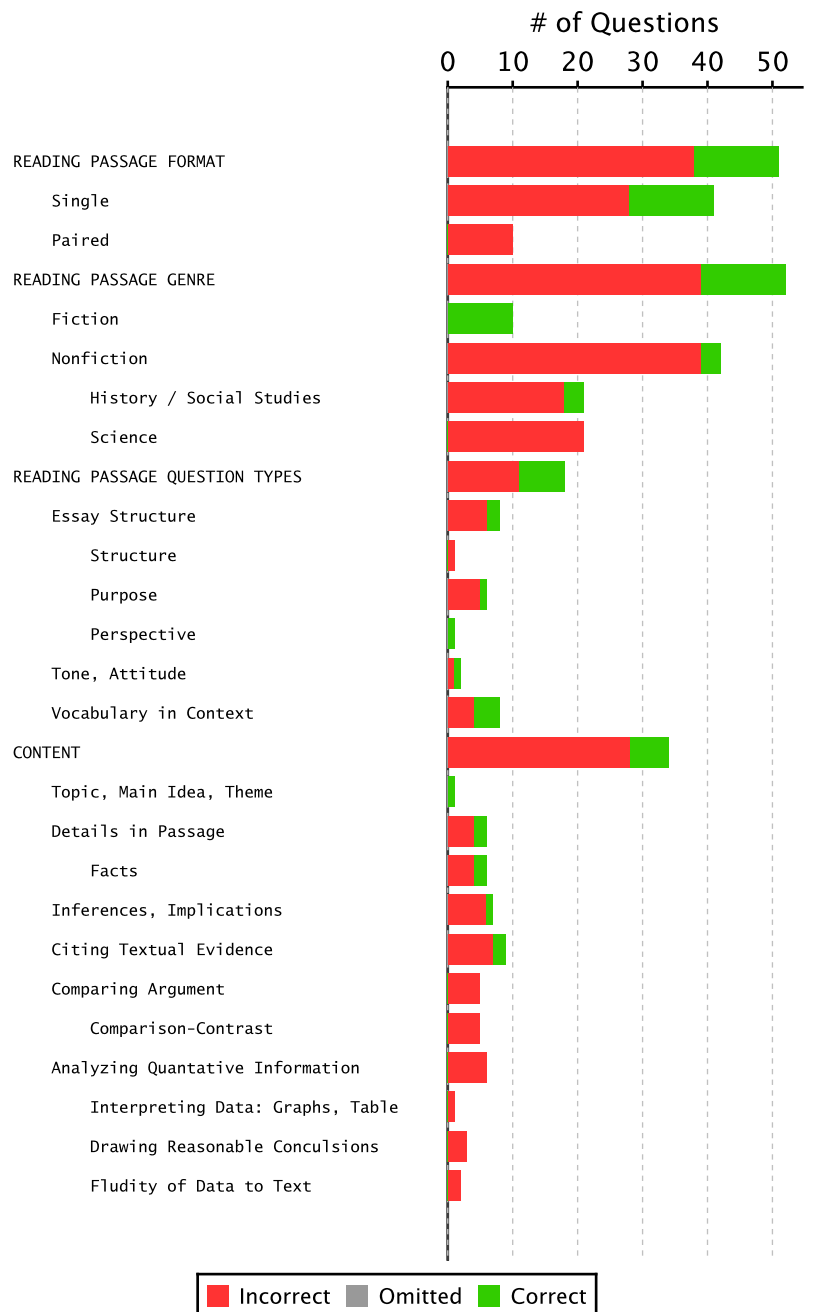
Summary	
Your Score:	19
Correct:	13
Incorrect:	39
Omitted:	0
Raw Points:	13.0
% Correct:	25%
% Raw:	25%



Responses

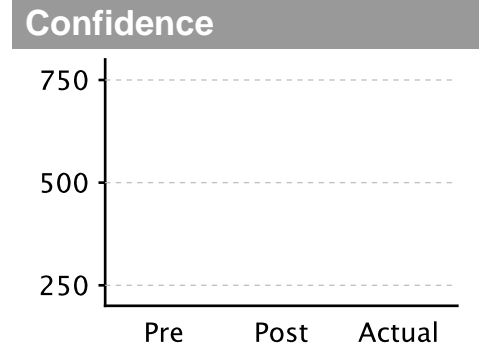
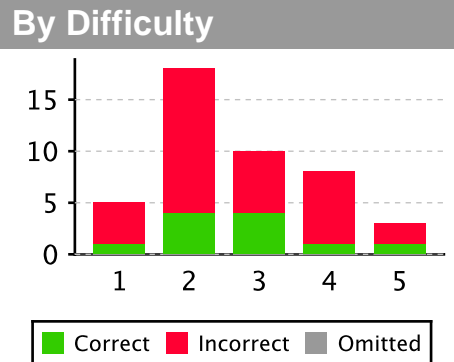
Question	Correct Answer	Response	Difficulty	Category	Topics
S1-Reading					
1	C	+	3	Pass.Single	Single, Fiction, Tone, Attitude
2	D	+	2	Pass.Single	Single, Fiction, Citing Textual Evidence
3	D	+	2	Pass.Single	Single, Fiction, Vocabulary in Context
4	C	+	3	Pass.Single	Single, Fiction, Purpose
5	A	+	3	Pass.Single	Single, Fiction, Facts
6	A	+	3	Pass.Single	Single, Fiction, Citing Textual Evidence
7	B	+	4	Pass.Single	Single, Fiction, Perspective
8	D	+	4	Pass.Single	Single, Fiction, Inferences, Implications
9	D	+	3	Pass.Single	Single, Fiction, Vocabulary in Context
10	A	+	1	Pass.Single	Single, Fiction, Vocabulary in Context
11	C	+	2	Pass.Single	Single, History / Social Studies, Topic, Main Idea,
12	D	+	3	Pass.Single	Single, History / Social Studies, Facts
13	A	+	2	Pass.Single	Single, History / Social Studies, Vocabulary in
14	B	A	3	Pass.Single	Single, History / Social Studies, Facts
15	A	B	2	Pass.Single	Single, History / Social Studies, Citing Textual
16	C	A	5	Pass.Single	Single, History / Social Studies, Inferences,
17	C	A	3	Pass.Single	Single, History / Social Studies, Citing Textual
18	A	B	3	Pass.Single	Single, History / Social Studies, Vocabulary in
19	B	A	5	Pass.Single	Single, History / Social Studies, Fludity of Data
20	A	B	1	Pass.Single	Single, History / Social Studies, Drawing
21	D	A	2	Pass.Single	Single, History / Social Studies, Drawing
22	A	B	2	Pass.Single	Single, Science, Purpose
23	C	A	5	Pass.Single	Single, Science, Tone, Attitude
24	C	A	3	Pass.Single	Single, Science, Vocabulary in Context
25	B	A	3	Pass.Single	Single, Science, Facts
26	C	A	3	Pass.Single	Single, Science, Citing Textual Evidence
27	A	B	3	Pass.Single	Single, Science, Facts
28	B	A	2	Pass.Single	Single, Science, Citing Textual Evidence
29	B	A	4	Pass.Single	Science, Inferences, Implications
30	D	A	4	Pass.Single	Single, Science, Purpose
31	D	A	3	Pass.Single	Single, Science, Inferences, Implications
32	D	A	4	Pass. Paired	Paired, History / Social Studies, Inferences,
33	D	A	3	Pass. Paired	Paired, History / Social Studies, Vocabulary in
34	A	B	1	Pass. Paired	Paired, History / Social Studies, Vocabulary in
35	D	A	5	Pass. Paired	Paired, History / Social Studies, Inferences,
36	B	A	3	Pass. Paired	Paired, History / Social Studies, Comparison-
37	D	A	3	Pass. Paired	Paired, History / Social Studies, Comparison-
38	D	A	3	Pass. Paired	Paired, History / Social Studies, Comparison-
39	D	A	3	Pass. Paired	Paired, History / Social Studies, Comparison-
40	A	B	4	Pass. Paired	Paired, History / Social Studies, Comparison-
41	B	A	4	Pass. Paired	Paired, History / Social Studies, Purpose
42	C	A	2	Pass. Paired	Single, Science, Purpose
43	B	A	3	Pass.Single	Single, Science, Structure
44	A	B	3	Pass.Single	Single, Science, Citing Textual Evidence
45	D	A	4	Pass.Single	Single, Science, Purpose
46	A	B	2	Pass.Single	Single, Science, Facts
47	D	A	1	Pass.Single	Single, Science, Citing Textual Evidence
48	C	A	3	Pass.Single	Single, Science, Inferences, Implications
49	D	A	3	Pass.Single	Single, Science, Citing Textual Evidence
50	C	A	2	Pass.Single	Single, Science, Interpreting Data: Graphs,
51	B	A	1	Pass.Single	Single, Science, Fludity of Data to Text
52	A	B	3	Pass.Single	Single, Science, Drawing Reasonable

Performance By Topic



Section Summary — Writing & Language

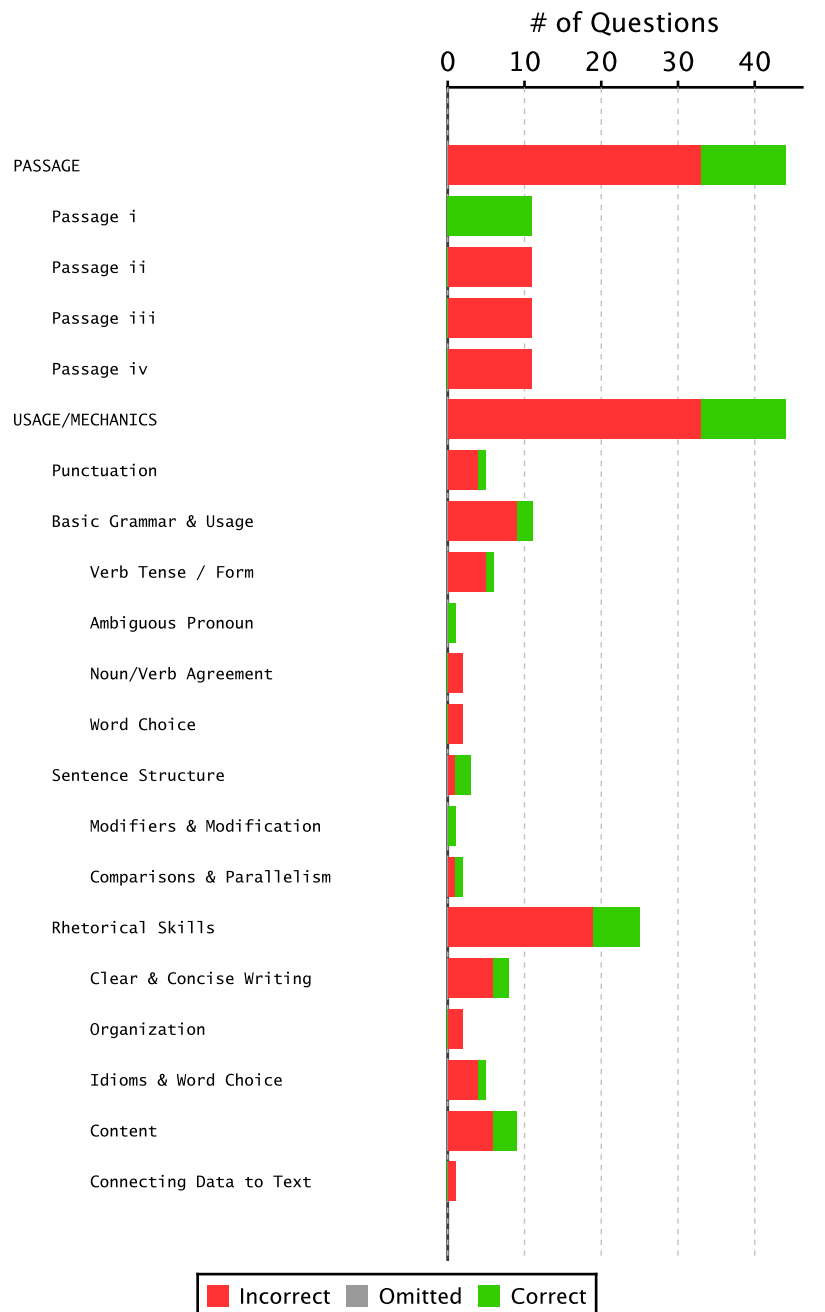
Summary	
Your Score:	17
Correct:	11
Incorrect:	33
Omitted:	0
Raw Points:	11.0
% Correct:	25%
% Raw:	25%



Responses

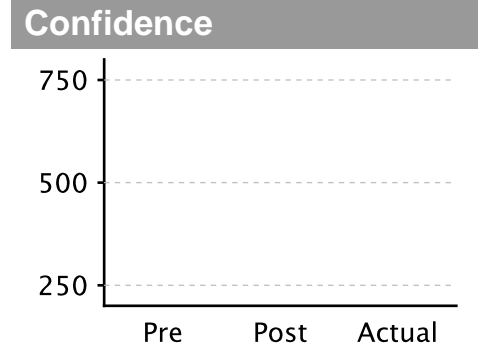
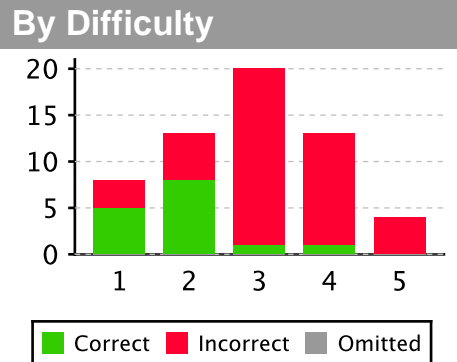
Question	Correct Answer	Response	Difficulty	Category	Topics
S2-Writing & Language					
1	B	+	4	W	Passage i, Modifiers & Modification
2	B	+	2	W	Passage i, Clear & Concise Writing
3	B	+	3	W	Passage i, Punctuation
4	A	+	2	W	Passage i, Content
5	D	+	5	W	Passage i, Idioms & Word Choice
6	B	+	2	W	Passage i, Verb Tense / Form
7	D	+	3	W	Passage i, Ambiguous Pronoun
8	B	+	3	W	Passage i, Clear & Concise Writing
9	C	+	2	W	Passage i, Comparisons & Parallelism
10	A	+	1	W	Passage i, Content
11	C	+	3	W	Passage i, Content
12	D	A	3	W	Passage ii, Comparisons & Parallelism
13	B	A	2	W	Passage ii, Verb Tense / Form
14	D	A	4	W	Passage ii, Clear & Concise Writing
15	C	A	4	W	Passage ii, Idioms & Word Choice
16	C	A	4	W	Passage ii, Idioms & Word Choice
17	A	B	2	W	Passage ii, Clear & Concise Writing
18	C	A	2	W	Passage ii, Content
19	A	B	2	W	Passage ii, Verb Tense / Form
20	C	A	4	W	Passage ii, Content
21	B	A	1	R	Passage ii, Noun/Verb Agreement
22	D	A	4	W	Passage ii, Punctuation
23	C	A	4	W	Passage iii, Idioms & Word Choice
24	C	A	3	W	Passage iii, Verb Tense / Form
25	B	A	3	W	Passage iii, Content
26	D	A	1	W	Passage iii, Clear & Concise Writing
27	C	A	4	W	Passage iii, Organization
28	A	B	2	W	Passage iii, Verb Tense / Form
29	D	A	2	W	Passage iii, Punctuation
30	B	A	1	W	Passage iii, Word Choice
31	C	A	2	W	Passage iii, Connecting Data to Text
32	B	A	1	W	Passage iii, Word Choice
33	A	B	2	W	Passage iii, Content
34	C	A	2	W	Passage iv, Verb Tense / Form
35	C	A	5	W	Passage iv, Punctuation
36	B	A	2	W	Passage iv, Punctuation
37	D	A	2	W	Passage iv, Content
38	A	B	3	W	Passage iv, Content
39	C	A	2	W	Passage iv, Clear & Concise Writing
40	B	A	2	W	Passage iv, Noun/Verb Agreement
41	D	A	3	W	Passage iv, Clear & Concise Writing
42	D	A	5	W	Passage iv, Idioms & Word Choice
43	A	B	2	W	Passage iv, Clear & Concise Writing
44	B	A	3	W	Passage iv, Organization

Performance By Topic



Section Summary — Math

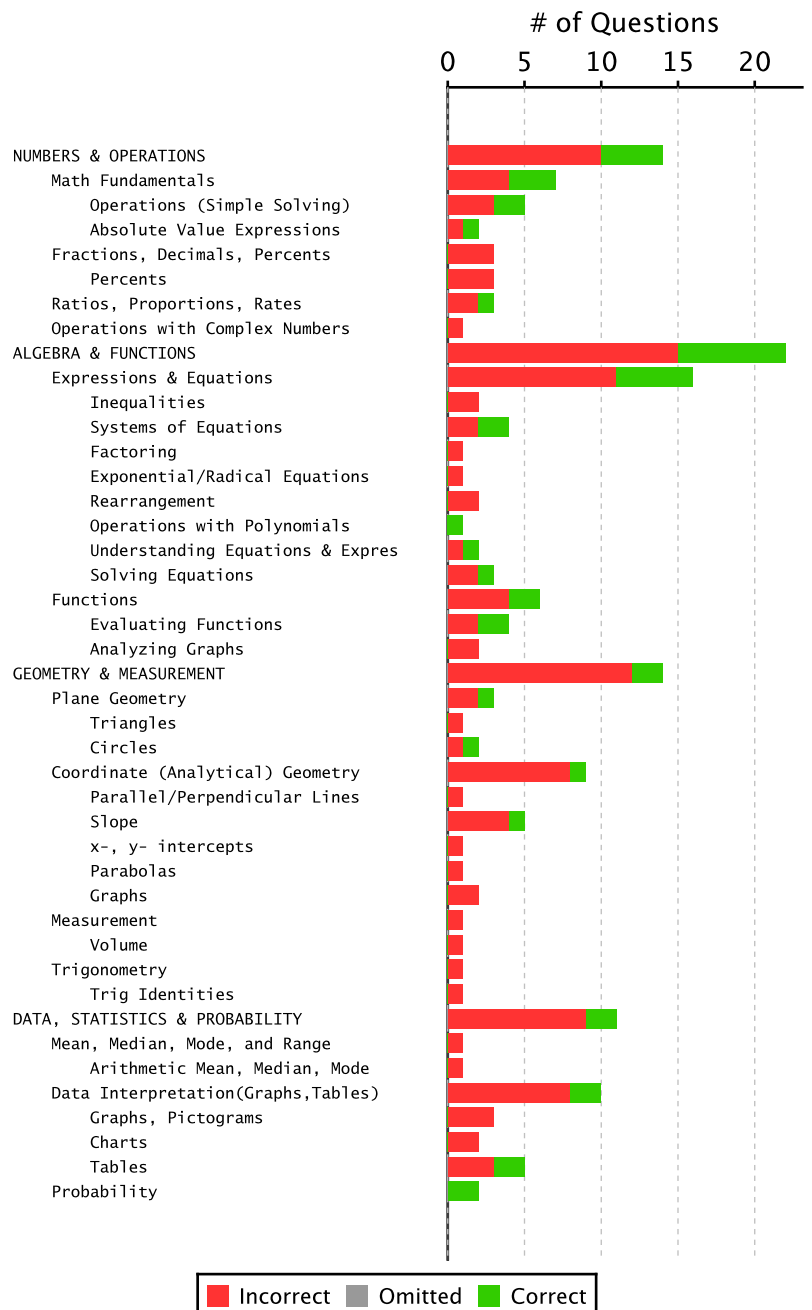
Summary	
Your Score:	21
Correct:	15
Incorrect:	43
Omitted:	0
Raw Points:	15.0
% Correct:	26%
% Raw:	26%



Responses

Question	Correct Answer	Response	Difficulty	Category	Topics
S3 - Math(No- Calc)					
1	A	+	1	Mult. Choice	Absolute Value Expressions
2	A	+	1	Mult. Choice	Evaluating Functions
3	A	+	2	Mult. Choice	Systems of Equations
4	B	+	2	Mult. Choice	Evaluating Functions
5	C	+	2	Mult. Choice	Operations with Polynomials
6	B	A	4	Mult. Choice	Rearrangement
7	D	A	2	Mult. Choice	Slope
8	A	B	3	Mult. Choice	Parallel/Perpendicular Lines
9	D	A	3	Mult. Choice	Exponential/Radical Equations
10	D	A	3	Mult. Choice	Solving Equations
11	C	A	4	Mult. Choice	Systems of Equations
12	C	A	3	Mult. Choice	Percents
13	B	A	3	Mult. Choice	Parabolas
14	A	B	5	Mult. Choice	Operations with Complex Numbers
15	B	A	5	Mult. Choice	Solving Equations
16	9	2	1	Grid-In	Triangles
17	.6,3/5	3	2	Grid-In	Trig Identities
18	5	3	4	Grid-In	Factoring
19	0	1	3	Grid-In	Systems of Equations
20	25	22	4	Grid-In	Slope
S4 - Math(Calculator)					
1	B	+	1	Mult. Choice	Solving Equations
2	C	+	1	Mult. Choice	Understanding Equations & Expressions
3	C	+	1	Mult. Choice	Operations (Simple Solving)
4	B	+	2	Mult. Choice	Ratios, Proportions, Rates
5	B	+	2	Mult. Choice	Operations (Simple Solving)
6	A	+	2	Mult. Choice	Systems of Equations
7	A	+	3	Mult. Choice	Tables, Probability
8	D	+	2	Mult. Choice	Slope
9	B	+	2	Mult. Choice	Tables, Probability
10	A	B	2	Mult. Choice	Graphs, Pictograms
11	A	B	3	Mult. Choice	Graphs, Pictograms
12	C	A	3	Mult. Choice	Analyzing Graphs
13	C	A	3	Mult. Choice	Tables
14	D	A	3	Mult. Choice	Evaluating Functions
15	B	A	3	Mult. Choice	Graphs, Pictograms
16	A	B	3	Mult. Choice	Inequalities, Tables
17	D	A	3	Mult. Choice	Slope
18	C	A	3	Mult. Choice	Volume
19	A	B	3	Mult. Choice	Inequalities
20	C	A	3	Mult. Choice	Graphs
21	C	A	4	Mult. Choice	Charts
22	B	A	4	Mult. Choice	Percents, Charts
23	B	A	3	Mult. Choice	Understanding Equations & Expressions,
24	C	A	4	Mult. Choice	Circles
25	B	A	5	Mult. Choice	Operations (Simple Solving)
26	C	A	4	Mult. Choice	Absolute Value Expressions
27	D	A	4	Mult. Choice	x-, y- intercepts, Graphs
28	D	A	4	Mult. Choice	Rearrangement
29	B	A	3	Mult. Choice	Arithmetic Mean, Median, Mode
30	D	A	5	Mult. Choice	Analyzing Graphs
31	1160	100	1	Grid-In	Operations (Simple Solving)
32	.5, 1/2	.3	1	Grid-In	Slope
33	4.55	5.55	2	Grid-In	Operations (Simple Solving)
34	150	140	2	Grid-In	Ratios, Proportions, Rates
35	2.25, 9/4	2.22	4	Grid-In	Ratios, Proportions, Rates
36	+	+	4	Grid-In	Circles
	29,30,31,32,33,34				
37	.72	5	3	Grid-In	Percents
38	134	111	4	Grid-In	Evaluating Functions

Performance By Topic

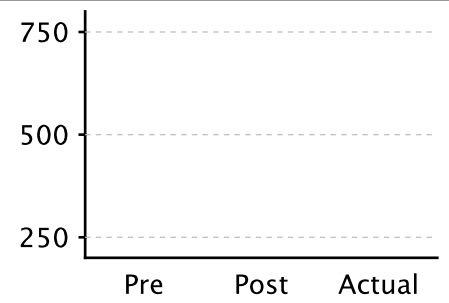


Section Summary — Essay Reading

Summary

Your Score:	5
Correct:	1
Incorrect:	0
Omitted:	0
Raw Points:	5.0
% Correct:	100%
% Raw:	500%

Confidence



Responses

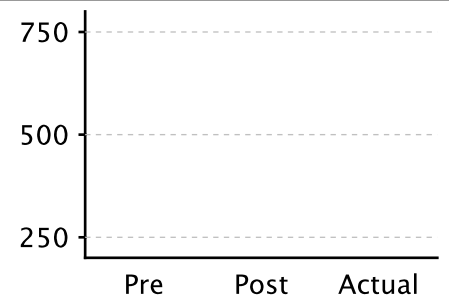
Question	Correct Answer	Response	Difficulty Category	Topics
S5-Essay Reading				
1	null	+	null	Essay

Section Summary — Essay Writing

Summary

Your Score:	6
Correct:	1
Incorrect:	0
Omitted:	0
Raw Points:	6.0
% Correct:	100%
% Raw:	600%

Confidence



Responses

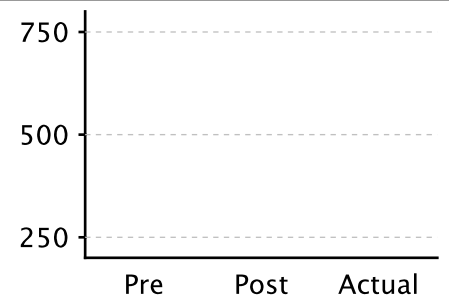
Question	Correct Answer	Response	Difficulty Category	Topics
S6 - Essay Writing				
1	null	+	null Essay	

Section Summary — Essay Analysis

Summary

Your Score:	7
Correct:	1
Incorrect:	0
Omitted:	0
Raw Points:	7.0
% Correct:	100%
% Raw:	700%

Confidence



Responses

Question	Correct Answer	Response	Difficulty Category	Topics
S7 - Essay Analysis				
1	null	+	null	Essay